

# ENTRANCE SYSTEMS

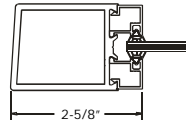
Columbia Commercial Building Products offers a complete line of narrow, medium and wide stile entrance systems including door, door frame and hardware components. All entrance systems are ADA compliant. Custom entrances, which can be easily adapted to meet your requirements, are also available at a competitive lead time. All Columbia facilities stock narrow and medium stile doors with 10" bottom rails and offset pivots in dark bronze and clear anodized finishes. Call your local Columbia sales representative for more information.

## Features & Benefits Include:

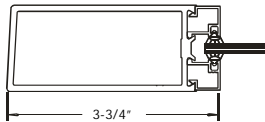
- 2-1/8" stile - 200 Narrow Stile Door
- 3-3/4" stile - 300 Medium Stile Door
- 5-1/2" stile - 500 Wide Stile Door
- Hercules 350 Medium & Wide Stile Doors utilizing 3/16" extrusion for added durability
- Various bottom rails available
- 1/4", 3/8", 5/8" and 1" glazing options
- Easily adapted for all hardware
- Heavy duty corner block assembly
- Deep penetration weld at corner
- Door framing components available for all storefront systems
- Class I and Class II Anodizing
- Painted finishes available in fluoropolymer & Kynar based coatings to meet AAMA 2605
- Limited lifetime warranty



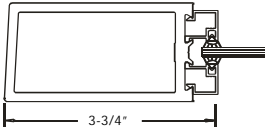
200 Narrow Stile Door



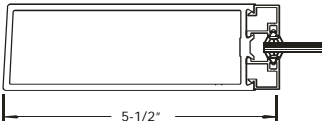
300 Medium Stile Door



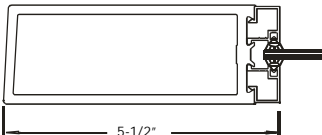
350 Hercules Door



500 Wide Stile Door



550 Hercules Door



**Stocked Door Hardware**



1200 Washington Street  
Rockwall, Texas 75087  
972-771-7100  
800-668-1645 Fax 972-722-6033  
[www.ccbpwin.com](http://www.ccbpwin.com)  
[sales@ccbpwin.com](mailto:sales@ccbpwin.com)