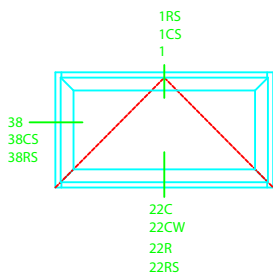


** RECEPTOR DETAILS: 31, 31B, 32 AND 33
** CW ADAPTOR: 77

** NAIL FIN DETAILS: 78 & 78B
** CAULK STOP DETAIL: 79

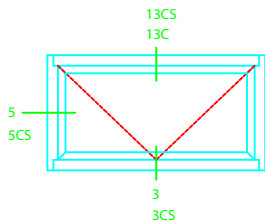
** MULLION DETAILS: 80 81 & 84
** CUSTODIAL LOCK DETAIL: 82 & 83

** GLAZING OPTIONS



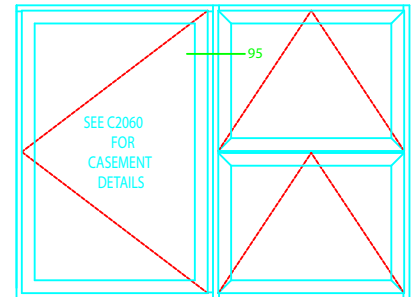
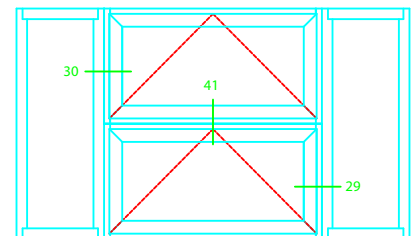
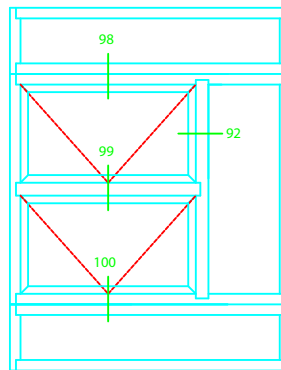
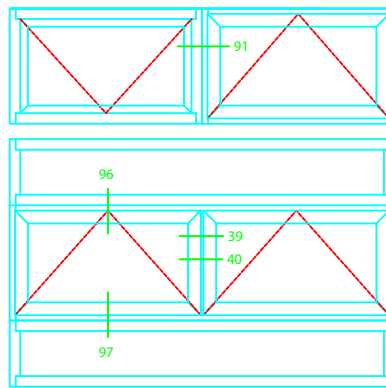
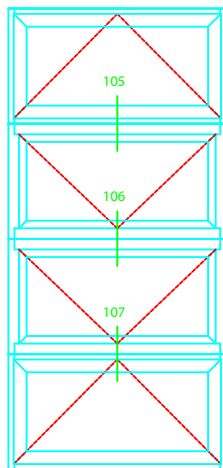
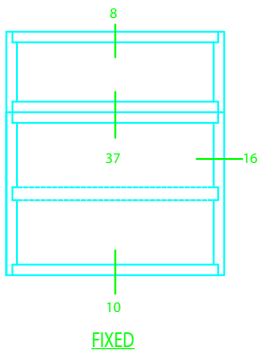
STANDARD PROJECT OUT

- * CAM HANDLE
- * 4 BAR HINGE
- * WICKET REQ'D W/SCREEN



STANDARD PROJECT IN

- * CAM HANDLE
- * 4 BAR HINGE



DETAIL SUFFIX KEY	
C =	CAM HANDLE
R =	ROTO
S =	SCREEN
W =	WICKET SCREEN

