

ENTRANCE SYSTEMS

Offering custom entrances that can adapt to your requirements

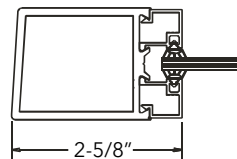
Columbia Commercial Building Products (CCBP) manufactures high-performance and quality entrance systems with lead times to meet your delivery needs. CCBP offers complete lines of narrow, medium and wide stile entrance systems—including door, door frame and hardware components. All entrance systems are ADA compliant and are available in custom configurations as well. CCBP stocks narrow and medium stile doors with 10" bottom rails and offset pivots in dark bronze and clear anodized finishes.

FEATURES & BENEFITS:

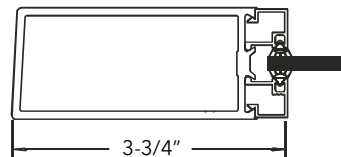
- 2-1/8" stile - 200 Narrow Stile Door
- 3-3/4" stile - 300 Medium Stile Door
- 5-1/2" stile - 500 Wide Stile Door
- Various bottom rails available
- 1/4" and 1" glazing options
- Easily adapted for all hardware
- Heavy duty corner block assembly
- Deep penetration weld at corner
- Door framing components available for all storefront systems
- Class II clear anodized material
- Class II bronze anodized material
- Limited lifetime warranty

STYLE DOORS:




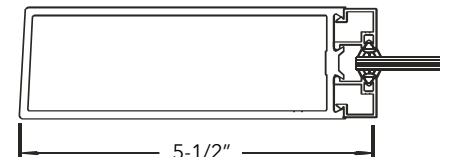
200 Narrow Stile Door



300 Medium Stile Door



500 Wide Stile Door



Visit ccbpwin.com/architectural-aluminum to learn more.

sales@ccbpwin.com | 800.668.1645